

CRESTCHEM LIMITED

Reg. office : 325, Indrad, Chhatral – Kadi, Dist. : Mehsana – 382715, Gujarat.

Phone : +91-02764-277844 Email : info@crestchemlimited.in

CIN Number : L24100GJ1991PLC015530 www.crestchemlimited.in

Date: 09th October, 2015

To,
The General Manager,
Department of Corporate Services,
Bombay Stock Exchange Ltd.,
Dalal Street,
Mumbai- 400 001.
Dear Sir,

Kind attention: Mr. Troydon Bird, Ms. Hetal Kotak

Sub : Submission of Hard Copy of second quarter(July, August, September 2015) Compliances.


We wish to inform you that the documentary compliances listed below as required by you for the subject quarter are attached with the letter :

- As per Clause 35 **Share Holding Pattern** dated 08-10-2015.
- As per Clause 55A of SEBI Regulation **Secretarial Audit Report** dated 08-10-2015.
- As per Clause 47C of listing agreement dated 08-10-2015.
- As per Clause 41 **Notice to BSE for Unaudited Financial Result** along with limited review report of the Statutory Auditor's Report for Holding B.M on dt. 07th November, 2015.

All the above Compliances are also sent in the **Soft Copy forwarded to BSE** at corp.relations@bseindia.com as per your requirement. We request you to take the above on record.

THANKING YOU,

Your's Faithfully



DIPAK PATEL
(MANAGING DIRECTOR)
ENCL: AS ABOVE


Introductory sub-table (I)(a)			
Name of the Company: CRESTCHEM LIMITED			
Scrip Code, Name of the scrip, class of security: 526269			
Quarter ended: 30TH SEPTEMBER, 2015			
Partly paid-up shares:-	No. of partly paid-up shares	As a % of total no. of partly paid-up shares	As a % of total no. of shares of the company
Held by promoter/promoter group	0	0	0
Held by public	0	0	0
Total - D	0	0	0
Outstanding convertible securities:-	No. of outstanding securities	As a % of total no. of outstanding convertible securities	As a % of total no. of shares of the company, assuming full conversion of the convertible securities
Held by promoter/promoter group	0	0	0
Held by public	0	0	0
Total - E	0	0	0
Warrants:-	No. of warrants	As a % of total no. of warrants	As a % of total no. of shares of the company, assuming full conversion of warrants
Held by promoter/promoter group	0	0	0
Held by public	0	0	0
Total - F	0	0	0
Total paid-up capital of the company, assuming full conversion of warrants and convertible securities (Grand Total (A+B+C)+D+E+F)	0	0	0



**Statement Showing Shareholding Pattern
 CRESTCHEM LIMITED
 Quarter Ending 30TH SEPTEMBER, 2015
 Scrip Code: 526269**

Category code	Category of Shareholder	Number of Shareholders	Table (I)(a)		Total shareholding as a percentage of total number of shares		Shares Pledged or otherwise encumbered	
			Total number of shares	Number of shares held in dematerialized form	As a percentage of (A+B) ¹	As a percentage of (A+B+C)	No. of shares	As a percentage
(I)	(II)	(III)	(IV)	(V)	(VI)	(VII)	(VIII)	(IX)= (VIII)/(IV))*100
(A)	Shareholding of Promoter and Promoter Group²							
1	Indian							
(a)	Individuals/ Hindu Undivided Family	72	779789	25089	25.99	25.99	0	0.00
(b)	Central Government/ State Government(s)	0	0	0	0.00	0.00	0	0.00
(c)	Bodies Corporate	1	5000	0	0.17	0.17	0	0.00
(d)	Financial Institutions/ Banks	0	0	0	0.00	0.00	0	0.00
(e)	Any Others(Specify)	0	0	0	0.00	0.00	0	0.00
	Sub Total(A)(1)	73	784789	25089	26.16	26.16	0	0.00


2	Foreign							
a	Individuals (Non-Residents Individuals/ Foreign Individuals)	6	74300	0	2.48	2.48	0	0.00
b	Bodies Corporate	0	0	0	0.00	0.00	0	0.00
c	Institutions	0	0	0	0.00	0.00	0	0.00
d	Qualified Foreign Investor	0	0	0	0.00	0.00	0	0.00
e	Any Others (Specify)	0	0	0	0.00	0.00	0	0.00
	Sub Total(A)(2)	6	74300	0	2.48	2.48	0	0.00
	Total Shareholding of Promoter and Promoter Group (A)= (A)(1)+(A)(2)	79	859089	25089	28.64	28.64	0	0.00
(B)	Public shareholding							
1	Institutions							
(a)	Mutual Funds/ UTI	0	0	0	0.00	0.00	0	0.00
(b)	Financial Institutions / Banks	2	3900	0	0.13	0.13	0	0.00
(c)	Central Government/ State Government(s)	0	0	0	0.00	0.00	0	0.00
(d)	Venture Capital Funds	0	0	0	0.00	0.00	0	0.00
(e)	Insurance Companies	0	0	0	0.00	0.00	0	0.00
(f)	Foreign Institutional Investors	0	0	0	0.00	0.00	0	0.00
(g)	Foreign Venture Capital Investors	0	0	0	0.00	0.00	0	0.00
(h)	Qualified Foreign Investor	0	0	0	0.00	0.00	0	0.00
(i)	Any Other (specify)	0	0	0	0.00	0.00	0	0.00
	Sub-Total (B)(1)	2	3900	0	0.13	0.13	0	0.00



B 2		Non-institutions						
(a)	Bodies Corporate	21	12800	2800	0.43	0.43	0	0.00
(b)	Individuals							
I	i. Individual shareholders holding nominal share capital up to Rs 1 lakh	11355	2123411	96711	70.78	70.78	0	0.00
II	ii. Individual shareholders holding nominal share capital in excess of Rs. 1 lakh.	0	0	0	0.00	0.00	0	0.00
(c)	Qualified Foreign Investor	0	0	0	0.00	0.00	0	0.00
(d)	Any Other (HUF)	3	800	800	0.03	0.03	0	0.00
	Sub-Total (B)(2)	11379	2137011	100311	71.23	71.23	0	0.00
(B)	Total Public Shareholding (B)= (B)(1)+(B)(2)	11381	2140911	100311	71.36	71.36	0	0.00
	TOTAL (A)+(B)	11460	3000000	125400	100.00	100.00	0	0.00
(C)	Shares held by Custodians and against which Depository Receipts have been issued							
1	Promoter and Promoter Group	0	0	0	0	0.00	0	0.00
2	Public	0	0	0	0	0.00	0	0
	Sub-Total (C)	0	0	0	0	0.00	0	0
	GRAND TOTAL (A)+(B)+(C)	11460	3000000	125400	100.00	100.00	0	0.00



Sr. No.	Notes
1	Individuals may have more than one folio numbers under which they might be holding shares in single and joint names hence the number of shareholders (ledger folios) are more than individuals.
2	RTA has been duly appointed and the procedure for demat of the shares is in progress. 125400 shares are in a Demate mode and remaining shares are in a Physical mode.



(I)(b) Statement showing holding of securities (including shares, warrants, convertible securities) of persons belonging to the category "Promoter and Promoter Group"

Sr. No.	Name of the shareholder	Details of Shares held		Encumbered shares (*)		Details of warrants		Details of convertible securities		Total shares (including underlying shares assuming full conversion of warrants and convertible securities) as a % of diluted share capital
		Number of shares held	As a % of grand total (A) + (B) + (C)	No.	As a %	Number of warrants held	As a % of total number of warrants of the same class	Number of convertible securities held	As a % of total number of convertible securities of the same	
(I)	(II)	(III)	(IV)	(V)	(VI) = (V) / (III) * 100	(VIII)	(IX)	(X)	(XI)	(XII)
1	Narendraprasad C. Patel	303900	35.37	0	0.00	0	0	0	0	0
2	Dipak N. Patel	249389	29.03	0	0.00	0	0	0	0	0
3	Arunprasad P. Patel	10100	1.18	0	0.00	0	0	0	0	0
4	Dineshchandra B. patel	5100	0.59	0	0.00	0	0	0	0	0
5	Kusum N. Patel	16700	1.94	0	0.00	0	0	0	0	0
6	Sonali N. Patel	14600	1.70	0	0.00	0	0	0	0	0
7	Jatan L. Patel	28900	3.36	0	0.00	0	0	0	0	0
8	Parul D. Patel	50600	5.89	0	0.00	0	0	0	0	0
9	Nirmit D. Patel	5500	0.64	0	0.00	0	0	0	0	0
10	Sushila L. Patel	500	0.06	0	0.00	0	0	0	0	0
11	Kusum Bhagubhai	35000	4.07	0	0.00	0	0	0	0	0



12	Pranay A. Patel	5000	0.58	0	0.00	0	0	0	0	0
13	Rahul A. Patel	5000	0.58	0	0.00	0	0	0	0	0
14	Leenaben A. Patel	8000	0.93	0	0.00	0	0	0	0	0
15	Rakesh A. Parikh	7300	0.85	0	0.00	0	0	0	0	0
16	Kokilaben A. Parikh	3700	0.43	0	0.00	0	0	0	0	0
17	Kamlesh J. Lashkari	5000	0.58	0	0.00	0	0	0	0	0
18	Malay Patel	3000	0.35	0	0.00	0	0	0	0	0
19	Narendra G. Patel	2500	0.29	0	0.00	0	0	0	0	0
20	Padmini N. Patel	2500	0.29	0	0.00	0	0	0	0	0
21	Tillctama Bhagubhai	2500	0.29	0	0.00	0	0	0	0	0
22	Nupur D. Sheth	15000	1.75	0	0.00	0	0	0	0	0
23	A.P. Sheth Investment Pvt. Ltd.	5000	0.58	0	0.00					
24	Suryakant B. Patel	10000	1.16	0	0.00	0	0	0	0	0
25	Deepesh S. Patel	10000	1.16	0	0.00	0	0	0	0	0
26	Arjun J. Patel	3000	0.35	0	0.00	0	0	0	0	0
27	Dasharath R. Patel	28800	3.35	0	0.00	0	0	0	0	0
28	Kanubhai M. Patel	12500	1.46	0	0.00	0	0	0	0	0
29	Yagnesh Patel	10000	1.16	0	0.00	0	0	0	0	0
TOTAL		859089	100.00	0	0.00	0	0	0	0	0

(*) The term "encumbrance" has the same meaning as assigned to it in regulation 28(3) of the SAST Regulations, 2011



(I)(c)(i) Statement showing holding of securities (including shares, warrants, convertible securities) of persons belonging to the category "Public" and holding more than 1% of the total number of shares

Sr. No.	Name of the shareholder	Number of shares held	Shares as a percentage of total number of shares {i.e., Grand Total (A)+(B)+(C) indicated in Statement at para (I)(a) above}	Details of		Details of		Total shares (including underlying shares assuming full conversion of warrants and convertible securities) as a % of diluted share capital
				Number of warrants held	As a % total number of warrants of the same class	Number of convertible securities held	% w.r.t total number of convertible securities of the same class	
1	NIL	0	0	0	0	0	0	0
2	NIL	0	0	0	0	0	0	0
TOTAL		0	0	0	0	0	0	0



(I)(c)(ii) **Statement showing holding of securities (including shares, warrants, convertible securities) of persons (together with PAC) belonging to the category "Public" and holding more than 5% of the total number of shares of the company**

Sr. No.	Name(s) of the shareholder(s) and the Persons Acting in Concert (PAC) with them	Number of shares	Shares as a percentage of total number of shares {i.e., Grand Total (A)+(B)+(C) indicated in Statement at para (I)(a) above}	Details of		Details of		Total shares (including underlying shares assuming full conversion of warrants and convertible securities) as a % of diluted share capital
				Number of warrants	As a % total number of warrants of the same class	Number of convertible securities held	% w.r.t total number of convertible securities of the same class	
1	NIL	0	0.00	0	0	0	0	0
2	NIL	0	0.00	0	0	0	0	0
TOTAL		0	0.00	0	0	0	0	0



 FORESTCHEM LIMITED

(I)(d) Statement showing details of locked-in shares

Sr. No.	Name of the shareholder	Number of locked in shares	Locked-in shares as a percentage of total number of shares {i.e., Grand Total (A)+(B)+(C) indicated in Statement at para (I)(a) above}
	NIL		
	NIL		



(II)(a) Statement showing details of Depository Receipts (DRs)

Sr. No.	Type of outstanding DR (ADRs, GDRs, SDRs, etc.)	Number of outstanding DRs	Number of shares underlying outstanding DRs	Shares underlying outstanding DRs as a percentage of total number of shares {i.e., Grand Total (A)+(B)+(C) indicated in Statement at para (I)(a) above}
1	NIL	0	0	0.00
2	NIL	0	0	0.00
TOTAL		0	0	0.00



(II)(b) **Statement showing holding of Depository Receipts (DRs), where underlying shares held by "promoter/promoter group" are in excess of 1% of the total number of shares**

Sr. No.	Name of the DR Holder	Type of outstanding DR (ADRs, GDRs, SDRs, etc.)	Number of shares underlying outstanding DRs	Shares underlying outstanding DRs as a percentage of total number of shares {i.e., Grand Total (A)+(B)+(C) indicated in Statement at para (I)(a) above}
1	NIL	0	0	0.00
2	NIL	0	0	0.00
TOTAL		0	0	0.00



(I)(b) Statement showing holding of securities (including shares, warrants, convertible securities) of persons belonging to the category "Foreign Holding"

Sr. No.	Name of the shareholder	Details of Shares held		Encumbered shares (*)		Details of warrants		Details of convertible securities		Total shares (including underlying shares assuming full conversion of warrants and convertible securities) as a % of diluted share capital
		Number of shares held	As a % of grand total (A)+(B)+(C)	No.	As a %	Number of warrants held	As a % of total number of warrants of the same class	Number of convertible securities held	As a % of total number of convertible securities of the same class	
(I)	(II)	(III)	(IV)	(V)	(VI)=(V)/(III)*100	(VIII)	(IX)	(X)	(XI)	(XII)
(A)	Foreign Promoter Group									
1	Yagnesh Patel	10000	9.95025	0	0.00	0	0	0	0	0
2	Suryakant B. Patel	10000	9.95025	0	0.00	0	0	0	0	0
3	Deepesh S. Patel	10000	9.95025	0	0.00	0	0	0	0	0
4	Arjun J. Patel	3000	2.98507	0	0.00	0	0	0	0	0
5	Dasharath R. Patel	28800	28.6567	0	0.00	0	0	0	0	0
6	Kanubhai M. Patel	12500	12.4378	0	0.00	0	0	0	0	0



	Total of (A)	74300	73.9303	0	0.00	0	0	0	0	0
	(B) Foreign Holding in Public Category									
7	Suneeta Chandani	500	0.49751	0	0.00	0	0	0	0	0
8	Philip D'Mello	200	0.199	0	0.00	0	0	0	0	0
9	Sanjay Kumar Bole	500	0.49751	0	0.00	0	0	0	0	0
10	Madhusudan Mehta	5100	5.07463	0	0.00	0	0	0	0	0
11	Kamal Dalal	10000	9.95025	0	0.00	0	0	0	0	0
12	Sanjiv R. Patel	1500	1.49254	0	0.00	0	0	0	0	0
13	Akshay L. Shah	1000	0.99502	0	0.00	0	0	0	0	0
14	Kirti S. Amin	4000	3.9801	0	0.00	0	0	0	0	0
15	Prafulia Patel	3100	3.08458	0	0.00	0	0	0	0	0
16	Philip D'Mello	300	0.29851	0	0.00	0	0	0	0	0
	Total Of (B)	26200	26.06965	0	0.00	0	0	0	0	0
	Grand Total of (A) & (B)	100500	100	0	0.00	0	0	0	0	0
(*) The term "encumbrance" has the same meaning as assigned to it in regulation 28(3) of the SAST Regulations, 2011										

Date : 08-10-2015

Place : Kadi

FOR CRESTCHEM LIMITED

DIPAK PATEL
(MANAGING DIRECTOR)